



**It only takes a minute
to save your lifeline.**



Look



Listen



Feel



www.esrdncc.org



Look

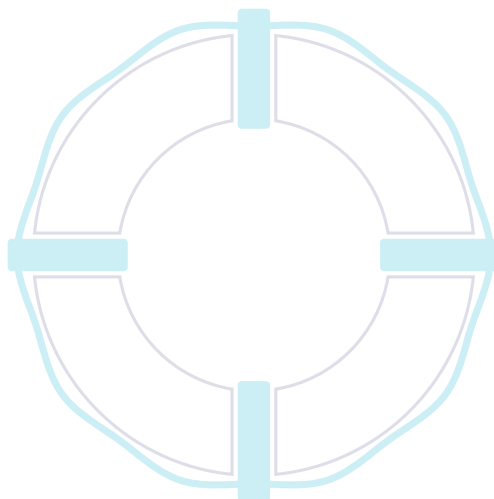
The skin over your access is all one color and looks like the skin around it.



There is **redness, swelling or drainage**. There are **skin bulges with shiny, bleeding, or peeling skin**.



Looking good!



Contact your dialysis care team if you notice any "stop" signs!



Listen

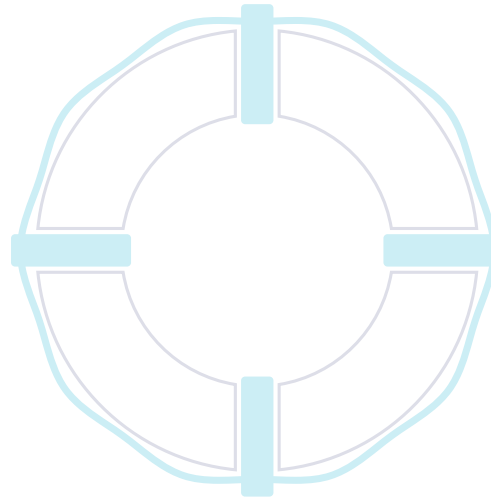
When you place your access next to your ear, you hear a sound. And it **sounds the same as the last time** you checked it.



You place your access next to your ear and hear **no sound**. Or it **sounds different** than it did the last time you checked it.



Sounding good!



Contact your dialysis care team if you notice any "stop" signs!



Feel

Thrill: a vibration or buzz in the full length of the access.

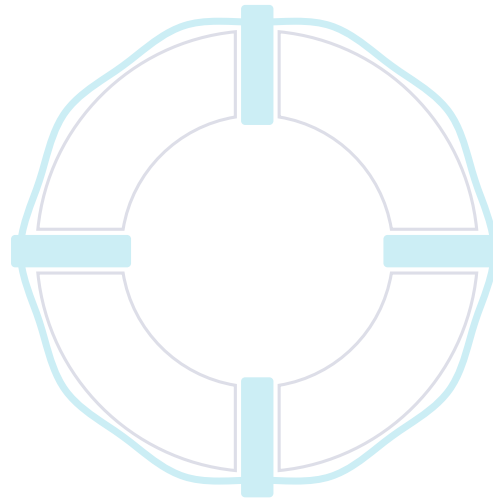
Pulse: slight beating like a heartbeat. Fingers placed lightly on the access should move slightly.



Pulsatile: The beat is stronger than a normal pulse. Fingers placed lightly on the access will **rise and fall with each beat.**



Good to go!



Contact your dialysis care team if you notice any "stop" signs!



www.esrdncc.org

This material was prepared by the End-Stage Renal Disease Network Coordinating Center (NCC), under contract with the Centers for Medicare & Medicaid Services (CMS), an agency of the U.S. Department of Health and Human Services. The contents presented do not necessarily reflect CMS policy. CMS Contract Number: HHSM-500-2013-NW002C.

