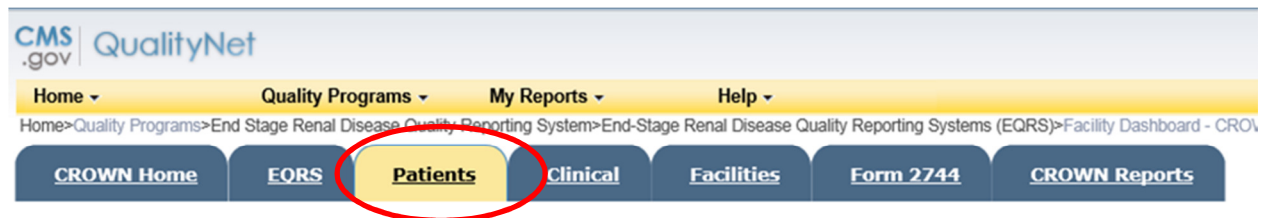




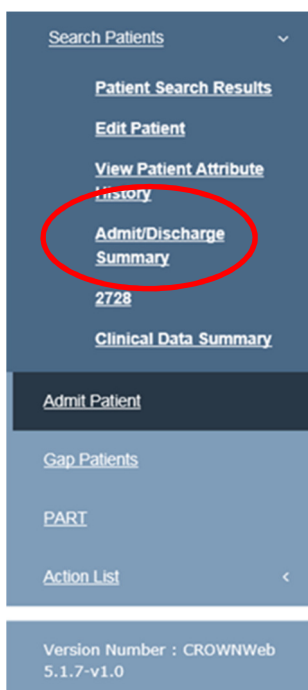
Updating the Patient Treatment Modality in CROWNWeb



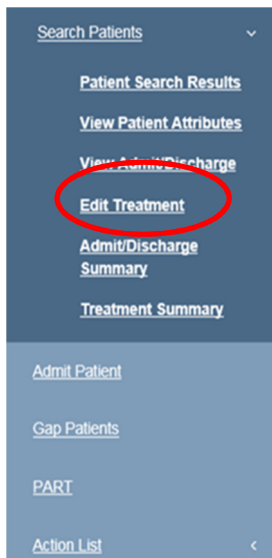
1. To locate the patient, click on the patient tab in CROWNWeb
2. Enter the patients first and last name in the search fields, click enter
3. Locate the patient record in the search-results and click on the patient UPI number to access the record

Patient Search Results - 1 Records Found

CROWN UPI	Name	SSN (Last 4)	DOB	DOD	Gender	HICNUM	MBI
00000000	Patient name	4038	07/16/1976		F	2x x x x 038A	4EQ5EJ1VE83



4. After accessing the patient record, on the left hand side click the admit discharge summary to view the patients history
5. Locate the active admission, and click the Treatment Summary link on the right hand side
6. Click on the treatment start date to access the record
7. Click on the Edit Treatment link on the left had side to make changes to the record



8. Make sure the Primary dialysis setting says **HOME** and make sure the start date reflects the first treatment completed in the home setting. Complete the primary type of treatment and type of dialysis training. **The Dialysis training start date and treatment start date must match.**

9. Complete the record by reviewing all changes and hit **submit to save all changes made.**

A screenshot of a web form titled "Edit Treatment Information". The form has a light blue header with "Dialysis Treatment Information -" and "Submit Date: 07/28/2015". The form contains several fields: "Treatment Start Date" (10/01/2014) with a calendar icon, "Primary Dialysis Setting" (Home) with a dropdown arrow, "Expected Self-Care Setting" (Home) with a dropdown arrow, "Primary Type of Treatment" (Hemodialysis) with a dropdown arrow, "Sessions Per Week" (4.0) with a text input, "Attending Practitioner" (empty) with a dropdown arrow, "Attending Practitioner UPIN" (H34227), "Type Of Dialysis Training" (Hemodialysis) with a dropdown arrow, "Dialysis Training Begin Date" (10/01/2014) with a calendar icon, "Dialysis Time Period" (Daytime) with a dropdown arrow, "Time Per Session (in minutes)" (150) with a text input, and "Attending Practitioner NPI" (1164424081). At the bottom, there are three buttons: "Submit", "Reset", and "Delete", all of which are circled in red. A yellow star is placed next to the "Treatment Start Date" field.

Please Note: How to Document the first date of Treatment start. For this QIA, changes to home setting will be monitored for improvement.

Peritoneal Dialysis patients: First training day with an exchange- change in modality, first day of dialysis in the home- change in setting.

Home Hemodialysis patients: First Day of training when the HHD machine is used at the training facility for treatment, first day of dialysis in the home – change in setting.