





# Huddle Board

**Huddle Boards** provide a **visual** way for teams to collaborate on and assess all the tasks necessary to accomplish a goal

## Structure

- Quick Visual reference
- Brief check in
- Collaborative effort
- Rotate leadership
- Promotes progress to goal
- Promotes empowerment and ownership
- Scheduled meeting time

<b>Huddle Board</b>	
<b>Topic</b> 	<b>Intervention</b> 
<b>Data</b> 	<b>Successes &amp; Shout out</b> 
	<b>Barriers</b> <i>Stays too far away from the treatment area...</i>
	<b>Next meeting</b> <b>Date:</b> January 3rd <b>Time:</b> 3pm <b>Leader:</b> Marty
<b>IDEAS IMPLEMENTED</b>	



## Sharing of Data

- Goal and Participation report
- Tableau Reports

## Monthly topic

## Intervention Release

## Celebrating success

## Determining Barriers

## Initiation of Huddle Boards

1. Select a prominent location
  - Can be permanently affixed or mobile
2. Obtain a white board/ Large Poster sized Post It
3. Divide into sections as shown
4. Make unique to team using décor for seasons/ holidays etc
5. Have meetings frequent enough that all staff members will have monthly attendance and include PFR or other patients who are interested
6. Network will provide topic to PFR and Project lead q month
7. Project lead will also be sent NCC LAN generated intervention
8. You may use your own resources to support the intervention or those provided by Network
9. Network will send data to post on board, i.e. Monthly Goal and Participation Report/ FFCL data etc

